

Material: 128gsm artpaper
Size: 20x120mm
Scale: 1 : 1

Floyd Rose
AUDIO COLLECTION
FR-36BK



Instruction Manual

Getting Started

Congratulations! Thank you for your Floyd Rose FR36 Bluetooth Stereo Headphone purchase. Before using this product, please read this manual to familiarize yourself with the Bluetooth functions of the product as to how it relates to your mobile phone or other devices.

Product Safety

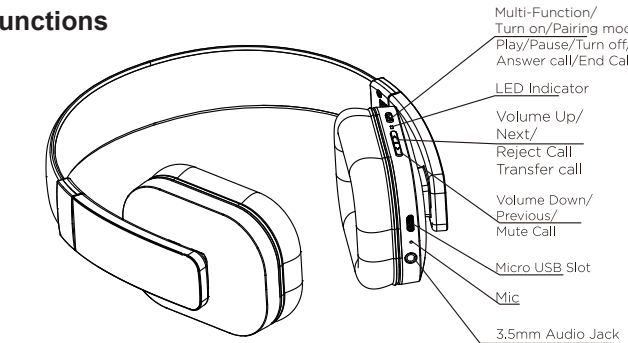
- 1, Please read this operations manual fully to ensure safe operation of your headphone.
- 2, Upon trying on the headphone for the first time, please check the product for any visual cosmetic defects.
- 3, NEVER dismantle, repair or modify this product in any way. Attempting to do any of this will immediately void the product warranty .
- 4, When cleaning the headphone, use a soft, non-abrasive and slightly damp cloth to clean. NEVER use any liquids directly on the headphone

Product Features

- 1, Bluetooth 4.0+EDR
- 2, 3.5mm music line-in function for direct wired use
- 3, NFC and aptX® Audio Technology
- 4, Connects with up to two devices
- 5, iOS shows the headphone battery power status

2

Functions



How to use

1.General Function

Operation	LED Status
Power on	Blue LED flashes 2 times
Power off	Red LED flashes 2 times
Pairing	Red LED & Blue LED flash alternately
Standby	Blue LED flashes 3 times in 5 seconds
Incoming call	Blue LED flashes continuously
Low battery	Red LED flashes 2 times every 2 seconds
Charging	Red LED lights up during charging Blue LED flashes once when charging is complete

3

2, Basic Button Operation

Power on: Press the Multi-Function/Pairing mode button for 2 seconds. The Blue LED will flash 2 times indicating the headphone is on.

Power off: Press the Multi-Function/pairing mode/Turn off button for 3 seconds. The Red LED will flash 2 times indicating the headphone is turned off and in standby mode.

Adjusting Volume: Each press of the 'Volume up' or 'Volume down' buttons, will raise or lower the volume one level. When the volume reaches to the maximum or minimum sound, a clicking reminder will be heard.

Play/Pause Mode: A short press of the multifunction button will pause the music. Press the button again to restart music

Previous song: When music is playing, press the volume down button for two seconds to return to the previous song

Next song : When music is playing, press the volume up button for two seconds to go to the next song.

Answering calls: Tap the Answer Call multifunction button to answer a phone call.

End calls: Tap the End Call multifunction button to end a phone call.

Reject calls: Press 'Volume up' button for 2 seconds to reject a call.

Transferring calls: During a phone conversation, press the 'Volume up' button for 2 seconds and your call will go back to your mobile phone . Press the 'Volume up' button for 2 seconds and call will go back to the headphone again.

Last number redial: In standby status, press headphone multifunction button twice to redial the last number called .

Call Mute function: Press the 'Volume down' button for 2 seconds, and your call will be muted. Press the 'Volume down' button for 2 seconds and the call will come back on your headphone.

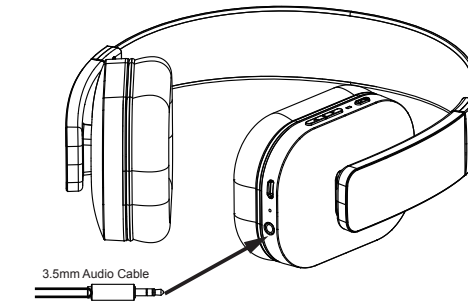
Battery Capacity status: When headphone connects to iOS devices, iOS devices will show the headphone battery power status in the upper right corner.

4

To charge your headphone: Your headphone has been factory pre-charged and ready for use. Depending on conditions, the first charge might be good for short time use and in some cases it may need a recharge right out of the box. When the battery indicator shows a low RED flashing light, please charge the headphone by putting the micro USB cable included in this package and plug it into any USB Charging device for at least 2 hours. The red LED will flash during the charging phase and the blue LED will flash when charging is complete.

Microphone function : This headphone has a built in microphone as indicated on the diagram for phone use and will work perfectly when the headphone is on your head.

3.5mm music line-in function : Connect Audio line in cable to 3.5 audio jack for wired music



3, Pairing (One headphone can connect up to two phone devices):

Make sure the headphone is power off.

Press and hold the pairing multifunctional button for 5 seconds to enter into the pairing mode.

The red & blue LED indicator light will flash alternately,

5

Go to your phone's Bluetooth pairing mode function and search for Floyd Rose FR-36 to connect the headphone to your phone. If you need to use a code to connect, enter "0000" as the PIN if the mobile phone asks for a pairing code..

4. 3.5mm Audio Cable use:

In some cases Bluetooth signals will not work effectively (especially in buildings where there are metal walls and users of many Bluetooth devices at once). In this case you can plug the headphone directly into your device using the included 3.5mm Audio cable.

Put one end into the headphone as shown above and the other end into the headphone jack of your device.

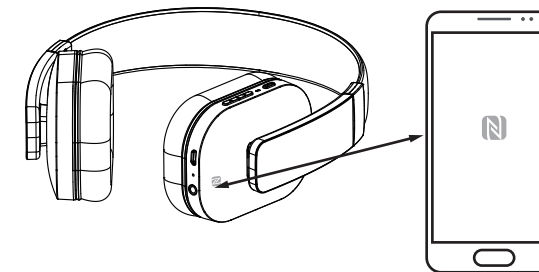
5. Pairing to a phone with NFC function:

Turn on your phone and ensure its NFC function is activated.

Turn on your FR-36 headphone.

Put your phone's NFC area the position of near the FR-36 N logo.

If your phone needs to confirm the connection, then press YES/OK on your device.



6

6, Sound quality with aptX® function

This headphone features apt-X function and will connect wirelessly to any aptX® enabled device to vastly improve the quality of Bluetooth streaming and delivering CD-quality sound.

Package Contents

FR-36BK folding stereo Bluetooth headphone

Micro USB Charging Cable

3.5mm Audio cable for direct wired use

1/4" Mini plug

Carrying Case and User Manual

FR-36BK Specifications

Bluetooth version:	4.0
Talk time:	14 hours
Stand-by time:	540 hours
Music play time:	14 hours
Wireless range:	±33 Feet
Bluetooth profiles:	A2DP/ AVRCP/ HSP /HFP
Impedance:	32 Ω
Sound pressure level:	118±3dB
Frequency Response:	20Hz--20 KHz
Product Weight:	Approx. 9.1ozs. /255.5g

FOR UPDATES AND WARRANTY INFORMATION
REGISTER YOUR PRODUCT ON OUR WEBSITE
www.floydroseaudio.com
One Year Limited Warranty

7